

H300 PRODUCT DATA SHEET

With a Hydraloop device, you can recycle up to 95% of shower & bath water and optionally 50% of washing machine water – which enables you to reuse up to 45% of the total in-house domestic water. Due to its innovative and breakthrough technology, Hydraloop reusable water is clean, clear, safe and certified and for toilet flushing, washing machine, garden irrigation and/or swimming pool top-up.

HYDRALOOP H300

H300	<p>Input: Greywater from shower and bath</p> <p>Output: Two (2) valves for reusable water to the toilets and the washing machine</p> <p>Colour: Stone</p> <p>Front Plate: Stainless-steel front plate with white coloured logo and small status light</p>
H300 Premium	<p>Input: Greywater from shower and bath</p> <p>Output: Two (2) valves for reusable water to the toilets and the washing machine</p> <p>Choose from three colours: Dew, Chili and Stone</p> <p>Front Plate: Premium stainless-steel front plate with Hydraloop LED logo lights</p>

ADD-ONS

Output Garden (auxiliary outlet)	One (1) extra valve for reusable water in the garden
Output Pool (auxiliary outlet)	One (1) extra valve for reusable water for the pool
Washing Machine Option (diverter valve)	Option to recycle 50% of greywater from washing machine, including sanitary lift pump
Lift pumps *	DAB Novabox 30/300. This lift pump is submerged underneath the floor DAB Genix VT 030. This lift pump is on the floor

*A lift pump is only necessary if Hydraloop device is positioned on same floor or a story higher as shower/bathtub

*Please note that the DAB pump listed is not certified to be sold into NA

HYDRALOOP H300 SPECIFICATIONS

Volume	300 liters / 80 gallons
Cleaning capacity	530 liters / 140 gallons per day
Dimensions	80 cm wide, 34 cm deep, 187 cm high 31.5" wide, 13.4" deep, 74" high
Voltage	100 / 240V, 24V internal
Usage	20 W during treatment. Average power consumption: 200kWh/year
WiFi	The Hydraloop device needs to be connected with an internal WiFi-network
Average reusable water quality	Non-potable water: CBOD5: 6ppm TSS: 3 ppm Turbidity: 2 NTU E. coli: <1 MPN/100mL pH: 7.1
Noise Level	± 44 dB.

LED LIGHT INDICATIONS

White	Hydraloop device provides reusable water.
Blue	Hydraloop device provides backup water (until reusable water becomes available).
Purple	The washing machine mode is active.
Green	In self-cleaning mode.
Orange + two (2) short sound signals per minute	The UV disinfection lamp is not functioning properly.
Red + three (3) short sound signals/minute	The water distribution pump has switched itself off. Which might happen when water is leaking somewhere in-house.






CONNECTION OVERVIEW

Input connections

Main greywater inlet into the top of the Hydraloop device: 40 mm | 1 ½" OD

- Bring all greywater sources into one dedicated line.
- Please ensure all greywater lines are separated from black water.
- If the greywater input is on a higher floor than the Hydraloop device, gravity will direct the flow.
- In other circumstances, install a lift pump.

Greywater inlet to the Hydraloop device from

- 1**  Shower
Bath
- 2**  Tumble dryer
Air conditioning
Heat pump
- 3**  Optional: Washing machine (only with inlet diverter)
You can connect only one (1) washing machine per Hydraloop device

Power/Network connections

- 4** **Permanent WiFi internet connection:**
Bandwidth of 2.4GHz or 5 GHz
Ethernet & Bluetooth (v 2.0)
- 5** **Power supply:** 100-120V (60Hz) or 200-240V
Outlet to be within 1.2 m of device
- 6** **Backup water inlet**
Tap water or other: 15 mm | ½" MNPT – flow of 12 LPM | 3.2 USGPM
If the flow rate is higher than 12LPM | 3.2 USGPM, floater cap and flow regulator.
If you use a rainwater pump, install an expansion vessel and 50-micron mesh pre-filter.

Output connections

7

Wastewater outlet

Connection to sewer: 40 mm | 1 ½" OD (min. of 50 mm | 2") with rubber sleeve

Wastewater from the Hydraloop device to sewer (gravity) operates on a timer for wastewater release every 7 days

8

Toilet flushing (pressurized):

15 mm | ½" MNPT

9

Washing machine (pressurized):

15 mm | ½" MNPT

10

Auxiliary outlet (non-pressurized):

15 mm | ½" MNPT

